





- Resources are also linked within this document - click on 'PDF', 'weblink', 'powerpoint' or 'video' below to link to this.

<p>English: Reading and writing</p>	<ul style="list-style-type: none"> <li>• English activities based around the book 'Jim and the Beanstalk' <a href="#">Jim and the Beanstalk - YouTube</a> and the 'The True Story of the Three Little Pigs' <a href="#">The TRUE story of the 3 little pigs</a></li> <li>• I have added a writing template for the story we planned in class and an interview with one of the characters for next week on Purple Mash or if you prefer to use Seesaw to write a story then photograph it , please do .</li> </ul>
<p>SPAG</p> <p>Word</p> 	<p>Our spelling matches the overview for year 3 and 4 - this week's lists are on Seesaw</p> <ul style="list-style-type: none"> <li>• Year 3 words ending with the sound 'chure ' spelt 'ture' (Click on the link on the Year 3 power point link underneath this over view) The wordsearch has been added to Seesaw</li> <li>• Year 4 adding the suffix 'ous' (Click on the link on the Year 4 power point link underneath this over view) The wordsearch for this has been added to Seesaw.</li> </ul>
<p>Maths- Basic skills</p>	<ul style="list-style-type: none"> <li>• Practice you times tables with these power points (remember they are timed !) (Click on the link on the X tables links power point link underneath this over view)</li> <li>• Handwriting practice activity everyday please : <a href="#">Letter-join. Cursive handwriting resource for school and home. (letterjoin.co.uk)</a></li> </ul> <p>Your <b>Letterjoin</b> user name is: <b>ak1078</b> Password: For PC or laptop: <b>home</b> / Tablet access : <b>L</b></p>
<p>Maths for Year 4</p>	<ul style="list-style-type: none"> <li>• Lots of work has been set on Purple mash and Seesaw and don't forget TTRS too !</li> </ul>

<p>Science</p>	<div style="text-align: center;">  </div> <p>Food Chains - Make a food chain mobile like this : <a href="#">Facts About Food Chains   DK Find Out</a> fab resources !</p> <p style="text-align: right;">or draw one , using <a href="#">Food Chains For Kids  </a></p>
<p>RE :</p>	<div style="display: flex; align-items: center;">  <div style="margin-left: 20px;"> <p>Come and See</p> <p>Come and See : Theme: Reconciliation : Building Bridges Lesson 4 : Reconciliation - Use the phrase 'Forgive us for the times we have wronged others, whether by ignorance, neglect, or intention.'</p> <ul style="list-style-type: none"> <li>• Let us celebrate a simple liturgy of Reconciliation..</li> <li>• Finish with an Act of Contrition. (ask God for forgiveness)</li> </ul> </div> </div>
<p>Topic-History</p>	<p>Using Greek vases (Primary sources) investigate what we know about life in Ancient Greece because of them .</p> <p>Use the website <a href="#">Ancient Greece - Daily Life - The British Museum</a> for images etc</p> <p>Have a look at <a href="#">Ancient Greece For Kids   Ancient Greece Facts   DK Find Out</a> , press on the interactive dots and take the quiz</p> <p>Work has also been set on Seesaw and Purple Mash .</p> <div style="text-align: right;">  </div>
<p>PSHE</p>	<p>Click on the link here : Stereo types :</p> <p><b>Big question:</b></p> <ul style="list-style-type: none"> <li>• How can I know what to say when people say things based on stereotypes?</li> </ul> <p>Use the powerpoint for discussion and then the resource sheet</p>
<p>PE and Sport</p>	<p>Pe focus : This is PE - Lesson 9 -Agility <a href="https://youtu.be/IaNjXnB-79U">https://youtu.be/IaNjXnB-79U</a></p>

Creative, fun, & enrichment

Art : Greek Urns - Children draw and make Greek urns based on Myths . You can complete this activity on Purple Mash or draw it and ask your parents to send it to Seesaw .



- Storytime on line - Enjoy everyday ! [Storyline Online - Home](#)
- This is an uplifting body percussion video that we hope helps you feel good.  
Ed Sheerin : <https://www.youtube.com/watch?v=FUImCNzyVJg>
- Carry on reading whenever you get the chance ,share a book in the virtual library on Seesaw or read a poem on [Poetry 4 kids](#)

Suggested Timetable	Thursday 1st	Friday 2nd	Monday 5th	Tuesday 6th	Wednesday 7th
9:00 - 9:30am	Powerpoints x tables or Basic skills maths -spelling powerpoint	Powerpoints x tables or Basic skills maths -spelling powerpoint	Powerpoints x tables or Basic skills maths -spelling powerpoint	Powerpoints x tables or Basic skills maths -spelling powerpoint	Powerpoints x tables or Basic skills maths -spelling powerpoint
9:30 - 10:30am	Maths lesson for the day on PM fractions	Maths lesson for the day on PM fractions	Maths lesson for the day on PM fractions	Maths lesson for the day on PM fractions	Maths lesson for the day on PM fractions
10:30 - 11:00am	BREAK	BREAK	BREAK	BREAK	BREAK
11:00 - 12:00am	<ul style="list-style-type: none"> <li>Purple Mash : Reading task for the day :</li> <li>Comprehension</li> <li>Reading for pleasure</li> <li>Plan your story around Jim and the Beanstalk or The True story of The Three Little Pigs</li> </ul>	<ul style="list-style-type: none"> <li>Purple Mash : Reading task for the day :</li> <li>Comprehension</li> <li>Reading for pleasure</li> <li>Plan your story around Jim and the Beanstalk or The True story of The Three Little Pigs</li> </ul>	<ul style="list-style-type: none"> <li>Purple Mash : Reading task for the day :</li> <li>Comprehension</li> <li>Reading for pleasure</li> <li>Start writing your story - model it on The True story of The Three Little Pigs</li> </ul>	<ul style="list-style-type: none"> <li>Purple Mash : Reading task for the day :</li> <li>Comprehension</li> <li>Reading for pleasure</li> <li>Carry on writing your story based on The True story of The Three Little Pigs</li> </ul>	<ul style="list-style-type: none"> <li>Purple Mash : Reading task for the day :</li> <li>Comprehension</li> <li>Reading for pleasure</li> <li>Finish your story based on The True story of The Three Little Pigs</li> </ul>
12:00 -12:30pm	Times Tables Rock Stars/ Handwriting - Letterjoin	Times Tables Rock Stars/ Handwriting - Letterjoin	Times Tables Rock Stars/ handwriting - Letterjoin	Times Tables Rock Stars/ handwriting -Letterjoin	Times Tables Rock Stars/ Handwriting - Letterjoin
12:30 - 1:30pm	LUNCH <u>Shake Up Activity</u>	LUNCH : Body percussion video	LUNCH <u>Shake Up Activity</u>	LUNCH <u>Shake Up Activity</u>	LUNCH <u>Shake Up Activity</u>
1:30 - 3:20pm	HISTORY: <ul style="list-style-type: none"> <li>Purple Mash and Seesaw : Ancient Greek Gods</li> <li>Enrichment Activity : Draw a Greek urn</li> </ul>	PE : This is PE - Lesson 9 - Agility Enrichment Activity : Plan your own Agility game	Science : Making a food chain - Purple Mash and Seesaw activity  Enrichment activity- make a food chain model	HISTORY: <ul style="list-style-type: none"> <li>Purple Mash and Seesaw : Ancient Greek Homes</li> <li>Enrichment Activity : Ancient Greek numbers</li> </ul>	RE: Think about a time when you may have made the wrong choices - what might you do differently next time and how can you make it better. Write a short prayer.  Enrichment activity: Make something that somebody would appreciate. Eg A cold drink or a small snack .

Suggested Timetable	Thursday 8 <sup>th</sup>	Friday 9 <sup>th</sup>
9:00 - 9:30am	Powerpoints x tables or Basic skills maths -spelling powerpoint	Powerpoints x tables or Basic skills maths -spelling powerpoint
9:30 - 10:30am	Maths lesson for the day on PM fractions	Maths lesson for the day on PM fractions
10:30 - 11:00am	BREAK	BREAK
11:00 - 12:00am	<ul style="list-style-type: none"> <li>Purple Mash : Reading task for the day :</li> <li>Comprehension</li> <li>Reading for pleasure</li> <li>Read your story aloud and edit it to make it even better</li> </ul>	<ul style="list-style-type: none"> <li>Purple Mash : Reading task for the day :</li> <li>Comprehension</li> <li>Reading for pleasure</li> <li>Publish your story by photographing it ad sending it to Seesaw</li> </ul>
12:00 -12:30pm	Times Tables Rock Stars/ Handwriting - Letterjoin	Times Tables Rock Stars/ Handwriting - Letterjoin
12:30 - 1:30pm	LUNCH <a href="#">Shake Up Activity</a>	LUNCH : Body percussion video
1:30 - 3:20pm	HISTORY: <ul style="list-style-type: none"> <li>Purple Mash and Seesaw : Ancient Greek children</li> <li>Enrichment Activity : make your own Ancient Greek game</li> </ul>	HISTORY: <ul style="list-style-type: none"> <li>Purple Mash and Seesaw : The Olympics then and now</li> <li>Enrichment Activity : Design an Olympic even for school .</li> </ul>