



































- Resources are also linked within this document – click on ‘PDF’, ‘weblink’, ‘PowerPoint’ or ‘video’ below to link to this.
- All activities can be completed on paper or in your child’s home learning book. We would love you to send us photos of their work to our email address [year1@oliprimaryschool.co.uk](mailto:year1@oliprimaryschool.co.uk)
- Complete the activities that you can, as best as you can, with the time and support available to you.

English	Log on to Rising Stars <a href="#">Rising Stars Login</a> and access the home school reading book set by your teacher. This week we will be looking at our grammar and spelling. We have assigned homework through our Grammar App at <a href="http://www.collinsconnect.co.uk">www.collinsconnect.co.uk</a> . All you need to access your personalised learning is your name and date of birth. Once you have submitted this work your teachers will mark it.	
Phonics	Access the phonics activities Using Seesaw . Don’t forget to log into Purple Mash as well as there are lots of phonics activities set on here too. We are looking at the sounds th f v. Once your work is completed on Seesaw it will be marked by your teachers. <i>Some of you may have slightly different phonics work, this will be sent to you independently.</i>	
Maths	Access your maths daily using the Seesaw login. This week we are looking at number bonds to 10, re-enforcing our counting to 100. Matching numerals to numbers and looking at addition and subtraction within 10.	
Science	Animals including humans: We need to start by looking at what we already know so follow your Seesaw log in to the science activity which is an animal sorting activity. Sort the animals into their classification, e.g. fish, mammal, bird, reptile.	
History	This term we will be starting our new history topic of The Great Fire of London. We need to look at the facts about the event before we start learning about it in more detail. Watch the live stream about how it all began and then talk to your family about what you have learnt. <a href="https://www.museumoflondon.org.uk/families/great-fire-london-live-stream/part-1">https://www.museumoflondon.org.uk/families/great-fire-london-live-stream/part-1</a>	

ICT	<p>Internet Safety: Take the digital citizenship challenge on Seesaw, your lesson is ready for you to log into. Enjoy the other internet safety lessons and I have also added a few ways to get to know SEESAW properly using computer science.</p> <div data-bbox="1086 108 1308 201">  </div> <div data-bbox="1328 113 2123 320"> <p><b>Internet Safety - Digital Citizenship</b></p> <p>Show me one way your family stays safe on the internet at your house.</p> <p>You can use the , , or  tools to share your home internet safety rule.</p> <p>You can take a picture of some rules. You can type a sentence. You can record a video.</p> <p>You find a way to share your home safety rule. Be creative. You can add sounds, pictures, and more.</p> </div>
ART	<p>Remember it is Mother Day on Sunday 9<sup>th</sup> March . Make your Mum a special card to tell her how much you love her.</p> <div data-bbox="1924 339 2123 509">  </div>
RE	<p>This topic is all about LENT / Change.</p> <p>We will look at how we change as we grow older. We and the world we live in is always changing. Every year the seasons bring new growth and change. Talk about the signs of the different seasons, how each one has its own beauty and how it is necessary for growth that there are changes. Like the seasons of the year we too change and grow. Get the children to think about how different they are from when they first started school and the ways in which they have changed. If there is a relevant story about a child changing it might be helpful. Talk about the effects of physical growth and how everyone changes as they get older. Talk about the pictures the children have brought in. Think about how new skills and knowledge are developed and how have they have changed and grown as more thoughtful and kind people.</p> <p><b>SOME KEY QUESTIONS</b></p> <ul style="list-style-type: none"> <li>• What difference do you notice between winter and spring?</li> <li>• Why do you think the seasons change?</li> <li>• How do you think you have changed?</li> <li>• What can you do now that you were not able to before you came to school?</li> <li>• How are you better at sharing and being kind now?</li> </ul> <div data-bbox="1854 871 1995 1038">  </div> <p><b>SOME SUGGESTED ACTIVITIES   ADULT DIRECTED GROUP ACTIVITY</b></p> <ul style="list-style-type: none"> <li>• Inside a shape of a heart ask the children to write or draw all the ways they have changed in thinking about others at home, at play and in school.</li> </ul>
PE	<p><a href="https://youtu.be/7JzmOQksyso">https://youtu.be/7JzmOQksyso</a></p> <p>Wake up and Shake Up Wednesday 9.00 AM</p> <div data-bbox="1816 1355 2103 1437">  </div>

<b>Family</b>	<b>Family Fun Time:</b> Take time to have fun this week. Share a favourite board game and practice taking turns with your family members. Who will go first, second etc? Can you count the spots on the dice to move the correct number of spaces? Remember to have a screen free period of time every day as well.
---------------	---

### Weekly Timetable: Suggested Year 1 Visual Timetable

	Monday	Tuesday	Wednesday	Thursday	Friday
9 – 9:20	Phonics 	Phonics 	Phonics 	Phonics 	Phonics 
9:20 – 10:15	English 	English 	English 	English 	English 
10:15 – 10:30	Take a break! 	Take a break! 	Take a break! 	Take a break! 	Take a break! 
10:30 – 11:00	 				
11:00 – 12:00	Maths 	Maths 	Maths 	Maths 	Maths 
12:00 – 1:00	Lunchtime	Lunchtime	Lunchtime	Lunchtime	Lunchtime

					
1:00 – 1:45	Come and See RE 	Geography 	Art 	PE/Music 	Science 
1:45 – 2:15	Reading time 	Reading time 	Reading time 	Reading time 	Reading time 
2:15 +	Family activities 	Family activities 	Family activities 	Family activities 	Family activities 

Suggested Year 1 Non- Visual Timetable

	Monday	Tuesday	Wednesday	Thursday	Friday
9 – 9:20	Phonics	Phonics	Phonics	Phonics	Phonics
9:20 – 10:15	English	English	English	English	English
10:15 – 10:30	Take a break!	Take a break!	Take a break!	Take a break!	Take a break!
10:30 – 11:00	PE				
11:00 – 12:00	Maths	Maths	Maths	Maths	Maths
12:00 – 1:00	Lunchtime	Lunchtime	Lunchtime	Lunchtime	Lunchtime
1:00 – 1:45	Come and See RE	Geography	Art	PE/Music	Science
1:45 – 2:15	Reading time	Reading time	Reading time	Reading time	Reading time
2:15 +	Family activities	Family activities	Family activities	Family activities	Family activities