






- Resources are also linked within this document – click on ‘PDF’, ‘weblink’, ‘PowerPoint’ or ‘video’ below to link to this.

- All activities can be completed on paper or in your child’s home learning book. We would love you to send us photos of their work to our email address year1@olprimaryschool.co.uk
- Complete the activities that you can, as best as you can, with the time and support available to you.

English	<p>Log on to Rising Stars <a href="#">Rising Stars Login</a> and access the home school reading book set by your teacher. There are selected books allocated for you to read at home. Remember to complete the challenges and quizzes to earn golden stars!</p> <p>Attached is a daily breakdown on each activity for the day. <a href="#">See Overview</a></p> <p>Spelling: HFW (<a href="#">See overview</a>)</p>	
Phonic	<p>Access the phonics activities: there I one sheet per day. Don’t forget to log into Purple Mash as well as there are lots of phonics activities set on here too. <a href="#">Phonics</a> <a href="#">Phonics</a></p> <p><i>Some of you may have slightly different phonics work, this will be sent to you independently.</i></p>	
Maths	<p><b>Time:</b> This week in maths we will be looking at time. This includes before and after, dates and time to the hour, time to the half hour and writing time. <a href="#">Time</a></p> <p>We have a different aspect of time for each day of the week. If you finish all your work please carry on and try out Flashback in 4 activities. <a href="#">Flashback 4</a></p>	
Science	<p><b>Materials: What shall I do with my rubbish? <a href="#">Materials Activity</a></b>  <a href="https://www.bbc.co.uk/bitesize/topics/zrssgk7/articles/z9w26sg">https://www.bbc.co.uk/bitesize/topics/zrssgk7/articles/z9w26sg</a></p> <p><b>What should you do with your rubbish? Learn how about recycling and its effect on the environment with this video!</b></p> <p>Practice sorting rubbish with the recycling you have at home.</p>	
Geography	<p>The World – Maps</p> <p>Can you draw a label to all the countries you or your parents have visited around the world? This can include places you have visited in England. Talk to your family about the climate that you would expect to see in the countries or places you have visited.</p> <p><a href="#">Geography Sheet</a></p>	

ICT	<p><b>Tuesday 9<sup>th</sup> February is Internet Safety Day.</b> Can you create a poster advertising why the internet is a safe place. The theme this year is: <u><a href="#">An internet we trust</a></u>. There is a great prize for the winner, so please can we have your poster returned to us by Thursday 11<sup>th</sup> February. There are also some great activities to be found at the following websites:</p> <p><a href="https://www.saferinternet.org.uk/safer-internet-day/2021">https://www.saferinternet.org.uk/safer-internet-day/2021</a></p> <p><a href="https://www.thinkuknow.co.uk/">https://www.thinkuknow.co.uk/</a></p> <p><a href="https://parentzone.org.uk/">https://parentzone.org.uk/</a></p> <p><a href="https://www.ncsc.gov.uk/">https://www.ncsc.gov.uk/</a></p> <p><a href="https://www.internetmatters.org/?gclid=CjwKCAiAsOmABhAwEiwAEBR0Zpf_jzNvYiye2YfvBMUkpgMkXmosZIMIKzdoYUZELRIeAJ11CtMQYBoCcW8QAvD_BwE">https://www.internetmatters.org/?gclid=CjwKCAiAsOmABhAwEiwAEBR0Zpf_jzNvYiye2YfvBMUkpgMkXmosZIMIKzdoYUZELRIeAJ11CtMQYBoCcW8QAvD_BwE</a></p> <p><a href="https://www.nspcc.org.uk/keeping-children-safe/online-safety/?gclsrc=aw.ds&amp;&amp;gclid=CjwKCAiAsOmABhAwEiwAEBR0ZlYb8ST-dCtc0kbFGgRnfxflIKEEwcr2ghvebAXvpJedmLpeITKx3RoCbS4QAvD_BwE&amp;gclsrc=aw.ds">https://www.nspcc.org.uk/keeping-children-safe/online-safety/?gclsrc=aw.ds&amp;&amp;gclid=CjwKCAiAsOmABhAwEiwAEBR0ZlYb8ST-dCtc0kbFGgRnfxflIKEEwcr2ghvebAXvpJedmLpeITKx3RoCbS4QAvD_BwE&amp;gclsrc=aw.ds</a></p>
ART & DT	<p><b>Art:</b> This week we will be evaluating the models we made in the style of Faith Bebbington. What did you like about your model? What worked well? What would you improve next time? Work with an adult to complete the evaluation sheet below: <a href="#">Evaluation Sheet</a></p> <p>If you didn't manage to make your own model, take a look at some of Faith's own creations by clicking the link below. Choose your favourite and list some of the reasons you like that one.</p> <p><a href="https://faithbebbington.co.uk/public-commissions">https://faithbebbington.co.uk/public-commissions</a></p>
RE	<p><b>Special People:</b> This week we are beginning our new topic, meals. Parents take a look at the attached guidance for home. Children this week can you recognise a time you shared a special meal? Talk about who was sharing the meal with you? What did you eat? What was the occasion? Click below for the template or record your ideas in your book. (Pages 1 – 3 of the attached booklet). <a href="#">RE</a></p>
PE	<p><b>PE/Physical activities:</b> Why not start the day with exercising whilst counting:</p> <p><a href="https://www.youtube.com/watch?v=0TgLtF3PMOc">https://www.youtube.com/watch?v=0TgLtF3PMOc</a></p> <p><a href="https://www.youtube.com/watch?v=-TGEdzRzSbw">https://www.youtube.com/watch?v=-TGEdzRzSbw</a> Don't forget Joe Wicks and his 5 minute daily workout.</p>

Name: \_\_\_\_\_  
Class: \_\_\_\_\_  
An internet we trust: \_\_\_\_\_


















<b>Music</b>	<p>This week in music we have a rhythm video linked to Valentine's day! When you see a bear, we clap once and when we see a cupcake we clap twice. The cupcake pictures are tricky so don't forget to clap twice! You may recognise the music too ☺ I hope you enjoy it.</p> <p>Let's start with a silly warm up song you will probably recognise Joanie Taps with one hammer <a href="https://www.youtube.com/watch?v=0qV3QhzjBMk">https://www.youtube.com/watch?v=0qV3QhzjBMk</a></p> <p>Valentine rhythm icons <a href="https://www.youtube.com/watch?v=ChxQIAT5Qr4">https://www.youtube.com/watch?v=ChxQIAT5Qr4</a></p> <p>We are continuing on with our wonderful group of pieces called 'The Carnival of the Animals', by Sans Saens. This week we have the elephant! Can you guess before you watch the video, will the music be slow or fast? Will the instruments be large or small? Perhaps you could dance around, pretending to be an elephant whilst you listen and watch?</p> <p>The Elephant - The Carnival of the Animals, Sans Saens <a href="https://www.youtube.com/watch?v=OcTDz4_Tv7o">https://www.youtube.com/watch?v=OcTDz4_Tv7o</a></p>
<b>Family</b>	<p><b>Family Fun Time:</b> Take time to have fun this week. Share a favourite board game and practice taking turns with your family members. Who will go first, second etc? Can you count the spots on the dice to move the correct number of spaces? Remember to have a screen free period of time every day as well.</p>



Weekly Timetable: Suggested Year 1 Visual Timetable

9 – 9:20	<p>Monday Phonics</p> 	<p>Tuesday Phonics</p> 	<p>Wednesday Phonics</p> 	<p>Thursday Phonics</p> 	<p>Friday Phonics</p> 
9:20 – 10:15	<p>English</p> 	<p>English</p> 	<p>English</p> 	<p>English</p> 	<p>English</p> 
10:15 – 10:30	<p>Take a break!</p> 	<p>Take a break!</p> 	<p>Take a break!</p> 	<p>Take a break!</p> 	<p>Take a break!</p> 
10:30 – 11:00	 				
11:00 – 12:00	<p>Maths</p> 	<p>Maths</p> 	<p>Maths</p> 	<p>Maths</p> 	<p>Maths</p> 
12:00 – 1:00	<p>Lunchtime</p> 	<p>Lunchtime</p> 	<p>Lunchtime</p> 	<p>Lunchtime</p> 	<p>Lunchtime</p> 
1:00 – 1:45	Come and See RE	Geography	Art	PE/Music	Science

					
1:45 – 2:15	Reading time 	Reading time 	Reading time 	Reading time 	Reading time 
2:15 +	Family activities 	Family activities 	Family activities 	Family activities 	Family activities 

### Suggested Year 1 Non- Visual Timetable

	Monday	Tuesday	Wednesday	Thursday	Friday
9 – 9:20	Phonics	Phonics	Phonics	Phonics	Phonics
9:20 – 10:15	English	English	English	English	English
10:15 – 10:30	Take a break!	Take a break!	Take a break!	Take a break!	Take a break!
10:30 – 11:00	PE				
11:00 – 12:00	Maths	Maths	Maths	Maths	Maths
12:00 – 1:00	Lunchtime	Lunchtime	Lunchtime	Lunchtime	Lunchtime
1:00 – 1:45	Come and See RE	Geography	Art	PE/Music	Science
1:45 – 2:15	Reading time	Reading time	Reading time	Reading time	Reading time
2:15 +	Family activities	Family activities	Family activities	Family activities	Family activities