


Year 3 and 4 Maths

Recap- Shape

True or False?

This shape has two right-angles.



Explain your answer.

Set out your work like this :

Method 1 : What is a right angle ?

Method 2 : Give an example of shapes with right angles

Method 3 : Give an example of shapes without right angles

Method 4 : Make up your own right angle question

Drawing Two-Dimensional Shapes

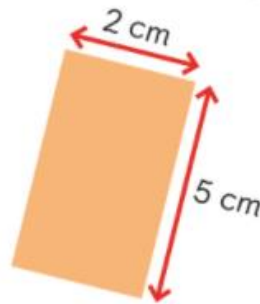
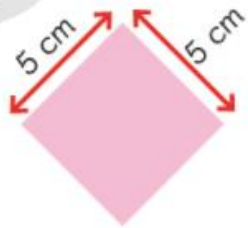


In Focus

These figures show the lengths of the sides.
The drawings are illustrations: they are not exact.



This is a square.




This is a rectangle.



The square looks smaller than the rectangle.
Is this true?

Use this grid to help you prove your answer:



Method 1 : Is it true ?

Method 2 : What else do you notice?

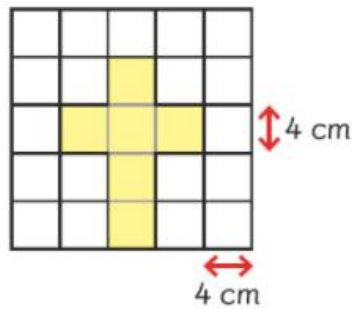
Method 3 : Can you draw a square with 4cm on each side ?

Method 4 : Can you draw a rectangle with 1cm and 2cm sides ?

Making Three-Dimensional Shapes

In Focus

What do we get when we fold these into three-dimensional shapes?



Holly



Charles



Ruby



Lulu


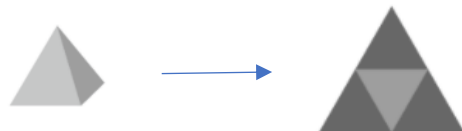
Who is correct?

Method 1 : Write the number of sides, vertices and edges each of the character's shapes have .

Method 2 : Think of different shapes and the number of sides vertices and edges other shapes have eg



Method 3 : Draw the 'net' of each shape eg



Making Three-Dimensional Shapes

In Focus

Let's make a model of this shape using some clay.



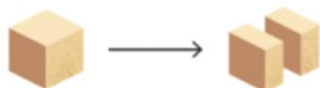
It is a cube.



Using the same amount of clay, what other shapes can you make?

Let's Learn

- 1 Cut the shape into 2 parts.



- 2 Change the cube into a sphere.



They are identical, like one side is looking into the mirror.



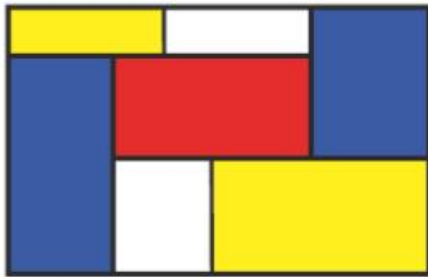
Method 1 : What do you notice ?

Method 2: Can you make a shape which can't be cut in two identical halves ?

Method 3 : Make these shapes



Lines and Shapes



This piece of art is attached to the wall.
It is done in the style of Mondrian.

Mondrian drew vertical and horizontal black lines and coloured some of the spaces with the three primary colours: blue, red and yellow.

Make a piece of art in the style of Mondrian and say what you would use it for.

I use mine to design a mug.



Use this space to make your designs

My Mondrian Art

