




- Resources are also linked within this document - click on 'PDF', 'weblink', 'powerpoint' or 'video' below to link to this.
- No printing is required - all activities can be completed on paper or in your child's home learning book.
- Complete the activities that you can, as best as you can, with the time and support available to you.



English: Reading and writing	<p>Week 3 reading our class novel called 'Boy- Tales of a childhood' by Roald Dahl. Many of you may have collected this book already or have it at home, but if not please read it through this PDF .</p> <p>Use this document and complete the activities for reading and writing linked to our book. You will also need to access</p> 
Basic skills	<p>Complete your Fluent in Five maths questions each day using this document</p> <p>Spelling and Grammar work will be set through Collins Connect which we use in class. To access the work set by your teacher;</p> <ol style="list-style-type: none"> 1. Go to the website: www.connect.collins.co.uk and click on 'student sign in' in the top righthand corner. 2. Type in our school name: Our Lady Immaculate, or post code: L5 3QF and click on our school. 3. Your child then needs to enter their day and month of birth, along with the first letter of their surname and year group. <p>Activities include;</p> <p>Spelling= ee sound spelling worksheet</p> <p>Grammar= changing nouns or adjectives into verbs grammar worksheet</p>
Maths	<p>This week we will be looking at 'measurement-converting units' Please watch the following teacher led videos and the complete the worksheet which matches with that lesson. There are different levels of challenge within the questions, so please try your best and answer what you are able to do. Once completed you can mark your own work using the answer sheet. Remember to try to identify your mistakes like we would do in class</p> <p>Lesson 1: Lesson 1 video Worksheet 1 Answers 1</p> <p>Lesson 2: Lesson 2 video Worksheet 2 Answers 2</p> <p>Lesson 3: Lesson 3 video Worksheet 3 Answers 3</p>

	<p>Lesson 4: Lesson 4 video Worksheet 4 Answers 4</p> <p>Lesson 5: An arithmetic test has been set for you via Sats Companion. Your log in details for this site have been sent you your parent's email. Alternatively, use this arithmetic test paper</p>
Science	<p><u>Light</u></p> <p>Visit Oak National Academy to access the teacher video and lesson all about refraction.</p> <p>In this lesson, you will learn what happens when light travels through two transparent materials. Also, you are going to learn what refraction is, how you can use it and you will carry out an investigation to show that refraction is occurring.</p> <p>For this lesson you will need a piece of paper and a pencil. If you would like to take part in the demonstration you will need a piece of plain paper and a transparent glass of water.</p>
Geography	<p><u>Mountains</u></p> <p>Use the link to access the website Geography- ODDIZZI</p> <p>Both year 6 classes you will then need to log on using the following username and password</p> <p>Username: Mr Cotton</p> <p>Password: year6tc</p> <p>From there, click on the icon showing mountains under the physical features. Then select seven summits from the side menu.</p> <p>This week we are exploring The World's Seven Summits. These are the tallest mountains from each continent. Watch this short video and explore the view from the top of each summit</p> <p>Using Oddizzi, you will need to locate these summits on this map You can load up the map and on a piece of paper write out each continent and the name of the mountain that is located there. You do not need to print the map</p> <p>Create an information leaflet which summarises the key information that you have read on Oddizzi about each summit. You can set it out like this example 1, example 2</p>
PSHE	<p><u>E-Safety and Social Media</u></p> <p>Use this Power Point to read the story about Lucy and Matthew. You will explore the concept of virtual friendships and how to stay safe online. Once you have read through the Power Point, please complete this activity</p>
Internet Safety Day 9 th February	<p>This year, as part of Internet Safety day, we are holding a poster competition for the whole school.</p> <p>The theme is- <u>An internet we trust- exploring reliability in the online world</u>. You can present your poster however you choose but remember to include this year's theme.</p> <p>Mrs Sergeant has purchased some amazing prizes for the winning posters from each key stage. All entrants have to be in for Thursday 11th and winners will be announced on Friday 12th.</p>

	<p>To help support your poster we have set two activities on Purple Mash. These include: listening to different phone calls and trying to identify the fake calls and exploring what are adverts? Why do we have them? Where would you see or hear them? There is also a quiz to complete.</p>
PE	<p>Take part in this PE lesson with celebrity footballer- Marcus Rashford. He will be your PE supply teacher and will teach you how you can get your body match fit.</p> <p>Click on this Video to start your lesson.</p>
Come and See	<p>Find a quiet place and join in with this incredible collective worship all about Sir Captain Tom and the legacy he has left behind. Use this document to guide you through your collective worship. You could even ask family members to join in.</p>
Creative, fun activities	<p>If you would like to spend some time away from your computer screen, try some of these activities:</p> <div style="display: flex; justify-content: space-between;"> <div style="width: 45%;">  <p>Write a song or rap about your favourite subject</p> <p>Build a reading den- find somewhere comfy and cosy to read a book of your choice.</p> <p>Create a hide-me-stone. Go for a walk and hide your stone for someone to find when they are on Make a tall tower their walk.</p> </div> <div style="width: 45%;">  </div> </div>

Suggested Timetable	Monday	Tuesday	Wednesday	Thursday	Friday
9:00 - 9:30am	Basic skills maths and spelling	Basic skills maths and spelling	Basic skills maths and spelling	Basic skills maths and spelling	Basic skills maths and spelling
9:30 - 10:30am	Maths lesson 1	Maths lesson 2	Maths lesson 3	Maths lesson 4	Maths lesson 5
10:30 - 11:00am	BREAK	BREAK	BREAK	BREAK	BREAK
11:00 - 12:00am	Read and writing task 1:	Read and Writing task 2:	Read and Writing task 3:	Read and Writing task 4:	Reading for pleasure
12:00 -12:30pm	Times Tables Rock Stars/ Collins Connect Grammar	Times Tables Rock Stars/ Collins Connect Grammar	Times Tables Rock Stars/ Collins Connect Grammar	Times Tables Rock Stars/ Collins Connect Grammar	Times Tables Rock Stars/ Collins Connect Grammar
12:30 - 1:30pm	LUNCH	LUNCH	LUNCH	LUNCH	LUNCH
1:30 - 3:20pm	PSHE Come and See	Internet Safety Day activities	Internet Safety Day Poster competition PE Lesson	Science	Geography