





- Resources are also linked within this document - click on 'PDF', 'weblink', 'powerpoint' or 'video' below to link to this.
- No printing is required - all activities can be completed on paper or in your child's home learning book.
- Complete the activities that you can, as best as you can, with the time and support available to you.

<p>English: Reading and writing</p>	<p>Head to our website link : <a href="#">Lower key Stage Two Home learning page</a> and click on the Document 'English activities based around the book <a href="#">English activities based around Ratburger</a></p> <p>Use this document to find links and complete the activities for reading and writing, exploring our shared book 'Ratburger' by David Walliams.</p>
<p>SPAG</p> <p>Word</p> 	<p>This week's spelling and grammar revisits are accessed through these links <a href="#">Grammar and spelling y3</a></p> <p><a href="#">Grammar and spelling y4</a></p> <p>Some of the Year 3 and 4 grammar and spelling activities this week include you being detectives! Follow the trail of the correct spellings of our statutory word list to find the answer.</p>
<p>Maths- Basic skills</p>	<p>Complete your daily five arithmetic questions by clicking these links,</p> <p>Y3: <a href="#">Fluent-in-Five-Year-3-Week-8</a> and practice your 3 times tables</p> <p>Y4: <a href="#">Fluent-in-Five-Year-4-Week-8</a> and practice your 7 times tables</p>
<p>Maths for Year 3 and 4</p>	<p>This week year 3 and 4 will be revisiting some of the work we have done over the last half term - We have set the work out like we do in school with little suggestions to help you to think about the different ways you can prove a method but see if you can add more of your own . Click on the links here:</p> <p>Year 3 : <a href="#">Maths-Recap-y3-money</a></p> <p>Year 4 : <a href="#">Maths-Recap-y4-length</a></p>
<p>Science</p>	<p>Our topic is <b>States of Matter</b>, we would like you to explore the sixth lesson on Tig Tag: <a href="#">The Characteristics of air</a></p> <p>Username: Home2021</p> <p>Password: Snowball33 .</p> <p><b>Watch the first film and answer this question about the images of the two balloons</b></p> <p>Q : Which balloon do you think has the greater weight, or are they are both equal- Why?</p> <div data-bbox="1697 1120 2132 1423" style="text-align: right;">  </div>

	<p><b>Watch film 2 - Were you right? have you changed your mind?</b></p> <p>Now think about what you have learned</p> <ul style="list-style-type: none"> <li>Detail some of the effects of moving air. You should aim to present at least six examples of moving air. Some ideas to get you started - kites, sailing boats, clothes on a washing line and windmills.</li> </ul> <p>Now complete the Topic Revision Mat by clicking on this link : <a href="#">Science-States-of-Matter-revision-mat</a></p>	
<p>RE :</p> 	<p>Come and See : Theme: Eucharist- Giving and Receiving : The focus of the next part of the Communion Rite is the prayer, Behold the Lamb of God, the giving and receiving of Holy Communion and the Prayer after Communion.</p> <p>The priest invites people to come to Communion. He lifts up the Sacred Host and the chalice and says, "Behold the Lamb of God, behold him who takes away the sins of the world.Blessed are those called to the supper of the Lamb." The people respond, "Lord, I am not worthy that you should enter under my roof, but only say the word and my soul shall be healed."</p> <p><b>Activity :</b> The Christian family are sent out from Mass using one of the versions of the Concluding Rite . using, 'Go and announce the Gospel of the Lord.' Create a poster to share with your family about your ideas on how this can be lived out.</p>	
<p>Topic- History or Geography</p>	<p>This term we have been exploring the UK and we have 'virtually' visited Scotland, Wales, Northern Ireland and England.</p> <p>Let's bring things a little closer to home this week by looking at the Merseyside Coat of Arms- have a good look at it and decide what you think each part may symbolise.</p> <p>You can then design your own Merseyside Coat of Arms with all the things you think are important on it .</p>	
<p>Spanish</p>	<p>Click on the link here : <a href="#">Spanish Spring 2 - The Weather</a> and join in !</p>	
<p>PSHE</p>	<p>Click on the link here : <a href="#">PHSE-Its-everyones-Community</a> and complete the activity on the last slide .</p>	
<p>PE and Sport</p>	<p>Continue to keep up with Joe Wicks and using this PE link -lesson 6 <a href="#">Jumping in Combination</a> , This will improve your coordination and balance as well as strength skills. Enjoy every day and have fun !!</p>	
<p>Creative,fun, &amp; enrichment</p>	<ul style="list-style-type: none"> <li>We hope you are all keeping well. This is an uplifting body percussion video that we hope helps you feel good. The Adams Family : <a href="#">Body Percussion</a></li> </ul>	

- Carry on reading whenever you get the chance ,make yourself comfy and enjoy 2 chapters of this book everyday as part of World Book Day : [The Secret Exploders and the Lost Whales](#) read a poem on [Poetry 4 kids](#)



- Take a look at our [World Book Day suggested activities](#) and try some of the things suggested on there including an OLI book hunt challenge.
- Listen to the very first World Book day song /Make a world Book day Bookmark/Kitchen roll character
- Join in the CBBC World Book Day Live Lesson
- Try the 'Escape from the Library' or 'The Masked Reader' activity Power point games - They're fab!  
[Escape-from-the-Library](#)  
[The-Masked-Reader](#)

Suggested Timetable	Monday	Tuesday	Wednesday	Thursday	Friday
9:00 - 9:30am	Basic skills maths /Purple Mash	Basic skills maths Purple Mash spelling	Basic skills maths /Purple Mash spelling	World Book day Word Search or Crossword	Basic skills maths /Purple Mash spelling
9:30 - 10:30am	Maths lesson 1	Maths lesson 2	Maths lesson 3	Choose from our 'Ratburger' World Book day ideas' sheet <b>10:00</b> Drop everything and Read!	Maths lesson 5
10:30 - 11:00am	BREAK	BREAK	BREAK	BREAK	BREAK
11:00 - 12:00am	Read and writing task 1: Comprehension Reading for pleasure	Read and Writing task 2: Vocabulary Reading for pleasure	Read and Writing task 3: Grammar detective Reading for pleasure	Reading Task 4 : Enjoy the exciting chapters 30 and 31 of Ratburger Join in with the BBC Live lesson at <b>11.30</b>	Free write Friday -'Top of The Beanstalk ' Reading for Pleasure
12:00 -12:30pm	Complete one of the 'Bookworm Challenges' for World Book Day	Complete one of the 'Bookworm Challenges' for World Book Day	Complete one of the 'Bookworm Challenges' for World Book Day	Listen to the last Chapter of Ratburger and The Epilogue - Complete the Ice cream activity	Complete one of the 'Bookworm Challenges' for World Book Day
12:30 - 1:30pm	LUNCH <a href="#">Shake Up Activity</a>	LUNCH <a href="#">Shake Up Activity</a>	LUNCH <a href="#">Shake Up Activity</a>	LUNCH <a href="#">Shake Up Activity</a>	LUNCH <a href="#">Shake Up Activity</a>
1:30 - 3:20pm	PHSE 'It's everyone's Community' activity  Spanish : The weather  Enrichment activity	PE Jumping in combination  RE: , 'Go and announce the Gospel of the Lord.' Create a poster to share with your family about your ideas on how this can be lived out.  Enrichment Activity :	Science : The characteristics of air - quiz and activity.  Enrichment activity	OLI Book Hunt Challenge  Try the 'Escape the Library' or 'The Masked Reader' activity Power point games - They're fab!  Choose from our 'Ratburger' World Book day ideas' sheet  Enrichment activity	Geography ; The UK - Design your own coat of Arms for Merseyside activity  Enrichment activity